
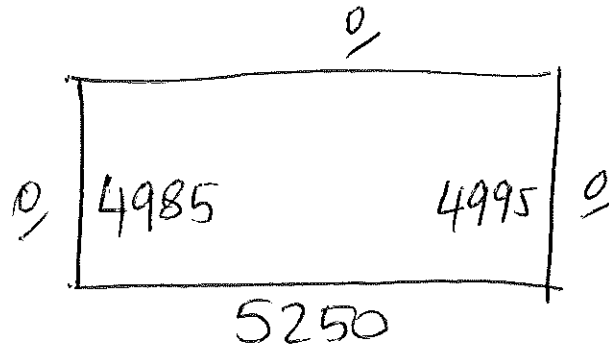


12B & 13D PEUCAN RD SCOTSFIELDS:

LOADING DOCK RAS



MOTOR

Door 4500H x 4950W

Full Port SHUTTER

COLOUR 'MONUMENT'

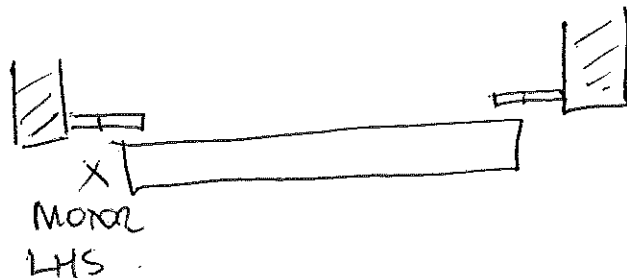
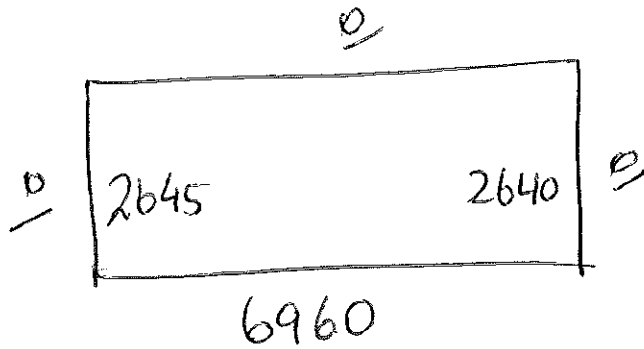
2 x 150 x 50 POSTS.

1 x HI DUTY MOTOR & BEAMS & U/D/S.

12B913D.

PELICAN RD SCHOFIELDS.

BASMENT ENTRY RAS.



Door 2250H x 6360W

Full Perf RAS.

COLOUR "MONUMENT"

4 x 150 x 50 POSTS.

1 x DEAD LIFT MOTOR GFA (300 CARS)